

Introduced By: Mayor Jim Matherly
Finance Committee Review: August 1, 2017
Introduced: August 7, 2017

ORDINANCE NO. 6057, AS AMENDED

**AN ORDINANCE AMENDING THE 2017 OPERATING BUDGET
FOR THE FOURTH TIME AND CAPITAL BUDGET FOR THE
SECOND TIME**

WHEREAS, this ordinance incorporates the changes outlined on the attached fiscal note to amend the 2017 operating and capital budgets; and

NOW, THEREFORE, BE IT ENACTED BY THE CITY COUNCIL OF THE CITY OF FAIRBANKS, ALASKA, as follows:

SECTION 1. There is hereby appropriated to the 2017 General Fund and the Capital Fund budgets the following sources of revenue and expenditures in the amounts indicated to the departments named for the purpose of conducting the business of the City of Fairbanks, Alaska, for the fiscal year commencing January 1, 2017 and ending December 31, 2017 (see pages 2 and 3) [changes shown in **bold font**]. [amendments shown in **bold underlined** font; deleted text or amounts in ~~strikethrough~~ font]:

GENERAL FUND

REVENUE	COUNCIL APPROPRIATED	REVIEW PERIOD INCREASE (DECREASE)	PROPOSED COUNCIL APPROPRIATION
Taxes, (all sources)	\$ 20,166,237	\$ 166,922	\$ 20,333,159
Charges for Services	5,017,284	57,180	5,074,464
Intergovernmental Revenues	3,407,349	365,232	3,772,581
Licenses & Permits	1,609,092	-	1,609,092
Fines, Forfeitures & Penalties	595,515	-	595,515
Interest & Penalties	98,600	8,100	106,700
Rental & Lease Income	126,234	-	126,234
Other Revenues	221,000	-	221,000
Other Financing Sources	2,394,009	-	2,394,009
Total revenue appropriation	\$ 33,635,320	\$ 597,434	\$ 34,232,754
EXPENDITURES			
Mayor and Council	\$ 600,093	\$ -	\$ 600,093
Office of the City Attorney	219,914	-	219,914
Office of the City Clerk	353,135	-	353,135
Finance Department	997,087	-	997,087
Information Technology	1,774,780	184,680	1,959,460
General Account	6,565,608	-	6,565,608
Police Department	7,268,983	-	7,268,983
Dispatch Center	2,289,966	-	2,289,966
Fire Department	6,528,702	5,000	6,533,702
Public Works Department	8,263,560	-	8,263,560
Engineering Department	691,567	11,275	702,842
Building Department	684,743	-	684,743
Total expenditure appropriation	\$ 36,238,138	\$ 200,955	\$ 36,439,093
Estimated general fund balance	\$ 11,306,798	\$ -	\$ 11,306,798
Increase (Decrease) to fund balance	(264,787)	396,479	131,692
Prior year encumbrances	(588,031)		(588,031)
Transfer to other funds	(1,750,000)	-	(1,750,000)
12/31/17 Unassigned balance	\$ 8,703,980	\$ 396,479	\$ 9,100,459

Minimum unassigned fund balance requirement is 20% of budgeted annual expenditures but not less than \$4,000,000.


\$ 7,287,819

CAPITAL FUND

<u>REVENUE</u>	COUNCIL APPROPRIATION	REVIEW PERIOD INCREASE (DECREASE)	PROPOSED COUNCIL APPROPRIATION
Transfer from Permanent Fund	\$ 578,185	\$ -	\$ 578,185
Transfer from General Fund	1,927,509	-	1,927,509
Public Works	250,000	-	250,000
Building	10,000	-	10,000
Engineering	10,000	-	10,000
Police	180,000	-	180,000
Dispatch	140,000	-	140,000
Fire	313,960	-	313,960
IT	86,688	-	86,688
Property Repair & Replacement	145,000	-	145,000
Total revenue appropriation	<u>\$ 3,641,342</u>	<u>\$ -</u>	<u>\$ 3,641,342</u>
 <u>EXPENDITURES</u>			
Public Works Department	\$ 1,151,966	\$ -	\$ 1,151,966
Engineering Department	28,307	-	28,307
Police Department	330,525	-	330,525
Dispatch Department	48,253	-	48,253
Fire Department	293,406	-	293,406
IT Department	173,946	-	173,946
Road Maintenance	1,591,313	47,000	1,638,313
Property Repair & Replacement	255,000	-	255,000
Total expenditure appropriation	<u>\$ 3,872,716</u>	<u>\$ 47,000</u>	<u>\$ 3,919,716</u>
12/31/16 capital fund balance	\$ 6,652,039	\$ -	\$ 6,652,039
Increase (Decrease) to fund balance	<u>(231,374)</u>	<u>(47,000)</u>	<u>(278,374)</u>
12/31/16 assigned fund balance	<u>\$ 6,420,665</u>	<u>\$ (47,000)</u>	<u>\$ 6,373,665</u>

SECTION 2. All appropriations made by this ordinance lapse at the end of the fiscal year to the extent they have not been expended or contractually committed to the departments named for the purpose of conducting the business of said departments of the City of Fairbanks, Alaska, for the fiscal year commencing on January 1, 2017 and ending December 31, 2017.

SECTION 3. The effective date of this ordinance shall be the 26th day of August 2017.




Jim Matherly, Mayor


AYES: Cleworth, Pruhs, Huntington, Bagwill, Therrien
NAYS: None
ABSENT: Rogers
ADOPTED: August 21, 2017

ATTEST:

APPROVED AS TO FORM:



D. Danyelle Snider, CMC, City Clerk



Paul J. Ewers, City Attorney

FISCAL NOTE
ORDINANCE NO. 6057, AS AMENDED
AMENDING THE 2017 OPERATING BUDGET FOR THE FOURTH
TIME AND CAPITAL BUDGET FOR THE SECOND TIME

General Fund– \$597,434 Increase in Revenue
\$200,955 Increase in Expenditures

Revenue – \$597,434 Increase

1. Taxes \$166,922 increase
 - \$273,828 increase in mill levy property tax collections
 - \$112,330 increase in marijuana tax collections
 - (\$147,870) decrease in hotel/motel tax collections
 - (\$71,366) decrease in alcohol tax collections
2. Charges for Services \$57,180 increase
 - \$184,680 increase for the Fort Wainwright dispatch contract
 - (\$42,500) decrease in Fire Protection Services (building plan reviews)
 - (\$85,000) decrease in Engineering Grant Recovery
3. Intergovernmental Revenues \$365,232 increase
 - \$3,500 increase in State marijuana fees
 - \$14,936 increase in State Community Assistance (Revenue Sharing) received in late July
 - **\$346,796 increase in Supplemental State Community Assistance (Revenue Sharing)**
4. Licenses & Permits
5. Fines, Forfeitures & Penalties
6. Interest & Penalties \$8,100 increase
 - \$8,100 increase in interest on demand deposits
7. Rental & Lease Income
8. Other Revenues
9. Other Financing Sources & (Uses)

Expenditures – \$200,955 increase

1. Mayor & Council
2. City Attorney's Office
3. City Clerk's Office
4. Finance Department
5. Information Technology \$184,680 increase
 - \$184,680 increase to outside contracts for the purchase of Superior software licenses for Ft. Wainwright
6. General Account
7. Police Department
8. Dispatch
9. Fire Department \$5,000 increase
 - \$5,000 increase in wages & benefits to temporarily promote a FFII to a Driver for the period of October through December (will exceed acting hours of 720 which results in an automatic promotion, only one employee qualified to act to the driver position)
10. Public Works no overall increase or decrease
 - (\$64,400) decrease in Other Outside Contracts
 - (\$76,133) decrease in Repair & Construction Materials
 - \$140,533 increase in Temporary Wages and Benefits
11. Engineering \$11,275 increase
 - \$11,275 increase to promote employee from Engineer II to Engineer III with retro back to May 30, 2017 when she obtained her P.E. license and met the Engineer III experience requirement. Changes the number of permanent authorized positions as follows:
 - i. Engineer Two: four positions to three positions
 - ii. Engineer Three: one position to two positions
12. Building Department

**Capital Fund - No change in Revenue/Other Financing Sources (Uses)
\$47,000 increase in Expenditures**

REVENUES

OTHER FINANCING SOURCES (USES)

EXPENDITURES-\$47,000 Increase

1. Public Works
2. Police Department
3. Fire Department
4. IT Department
5. Road Maintenance **\$47,000 increase to complete the Wastewater Plant and Hilton Avenue storm drains**
6. Property Repair & Replacement REALLOCATION OF FUNDS TO NEW CAPITAL PROJECTS
 - \$23,000 increase Public Works Security
 - \$24,000 increase for OSHA work
 - (\$47,000) decrease to basement bathroom/locker rooms remodel