

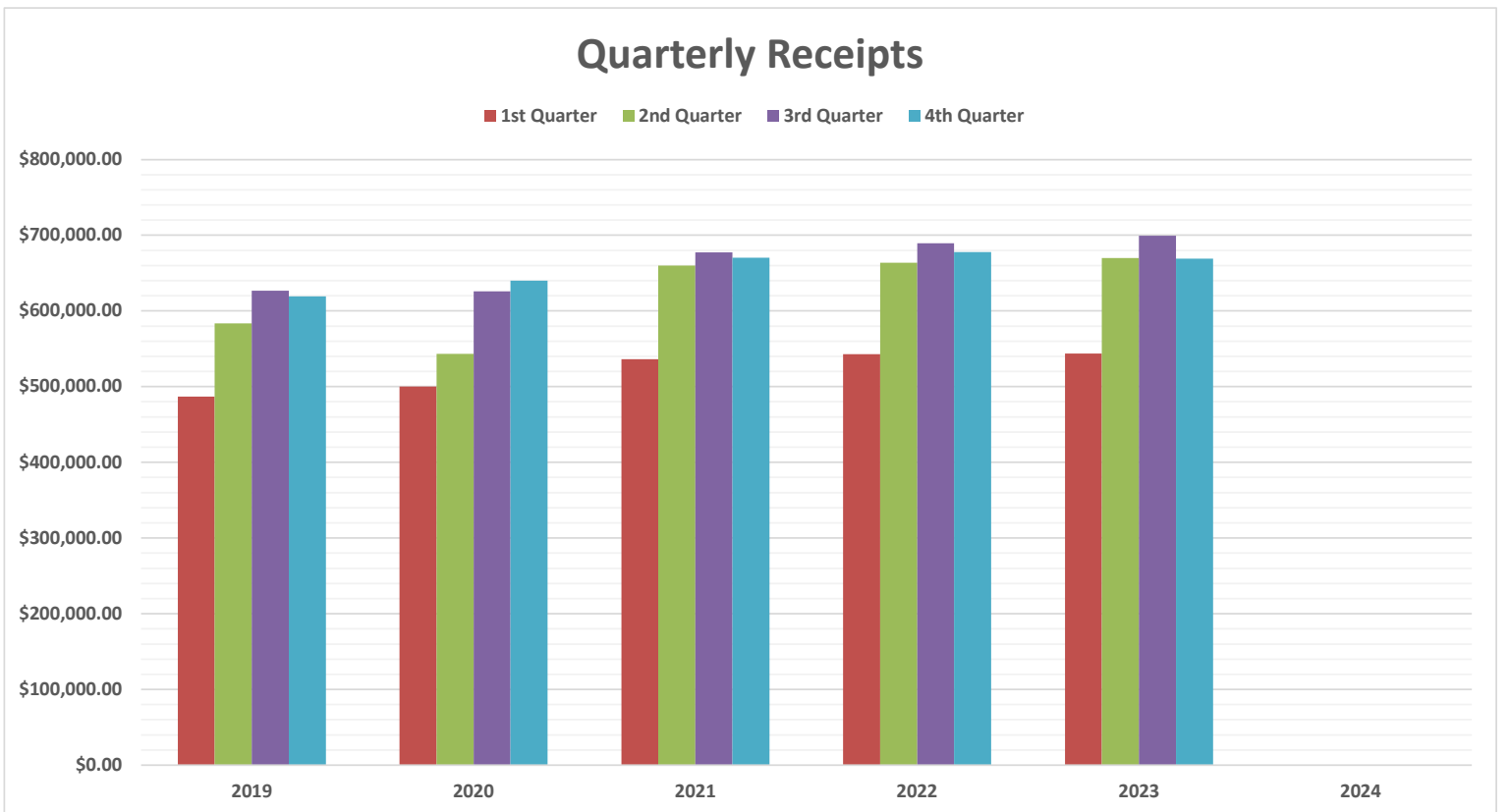
City of Fairbanks

Alcohol Sales Tax Collections

Month	2019	2020	2021	2022	2023	2024
January	\$152,208.04	\$158,910.25	\$169,847.49	\$169,481.58	\$169,360.08	\$171,287.53
February	\$149,345.78	\$168,416.58	\$166,122.44	\$178,959.86	\$171,388.35	\$177,378.64
March	\$185,388.74	\$172,990.79	\$200,081.07	\$194,493.70	\$202,906.59	
April	\$167,801.83	\$147,840.91	\$199,854.02	\$211,332.39	\$194,890.39	
May	\$205,362.18	\$188,281.17	\$222,535.11	\$212,525.01	\$226,907.83	
June	\$210,577.04	\$207,191.52	\$237,582.70	\$239,865.38	\$248,053.43	
July	\$219,646.54	\$217,260.70	\$241,252.41	\$237,975.48	\$236,469.41	
August	\$217,535.35	\$207,717.01	\$223,046.44	\$226,110.19	\$240,198.09	
September	\$189,626.64	\$200,994.02	\$213,015.86	\$225,331.99	\$222,502.06	
October	\$191,900.24	\$196,383.30	\$206,694.53	\$207,744.11	\$207,094.02	
November	\$185,332.68	\$187,166.27	\$193,369.65	\$200,869.50	\$199,318.26	
December	\$241,974.91	\$256,469.79	\$270,353.93	\$268,931.10	\$262,819.54	
Total	\$2,316,699.97	\$2,309,622.31	\$2,543,755.65	\$2,573,620.29	\$2,581,908.05	\$348,666.17

Quarter	2019	2020	2021	2022	2023	2024
1st Quarter	\$486,942.56	\$500,317.62	\$536,051.00	\$542,935.14	\$543,655.02	
2nd Quarter	\$583,741.05	\$543,313.60	\$659,971.83	\$663,722.78	\$669,851.65	
3rd Quarter	\$626,808.53	\$625,971.73	\$677,314.71	\$689,417.66	\$699,169.56	
4th Quarter	\$619,207.83	\$640,019.36	\$670,418.11	\$677,544.71	\$669,231.82	
Total	\$2,316,699.97	\$2,309,622.31	\$2,543,755.65	\$2,573,620.29	\$2,581,908.05	

Annual	2019	2020	2021	2022	2023	2024
YoY % Change	1.78%	-0.31%	10.14%	1.17%	0.32%	



PLEASE NOTE: Monthly amounts may change due to late or amended filings

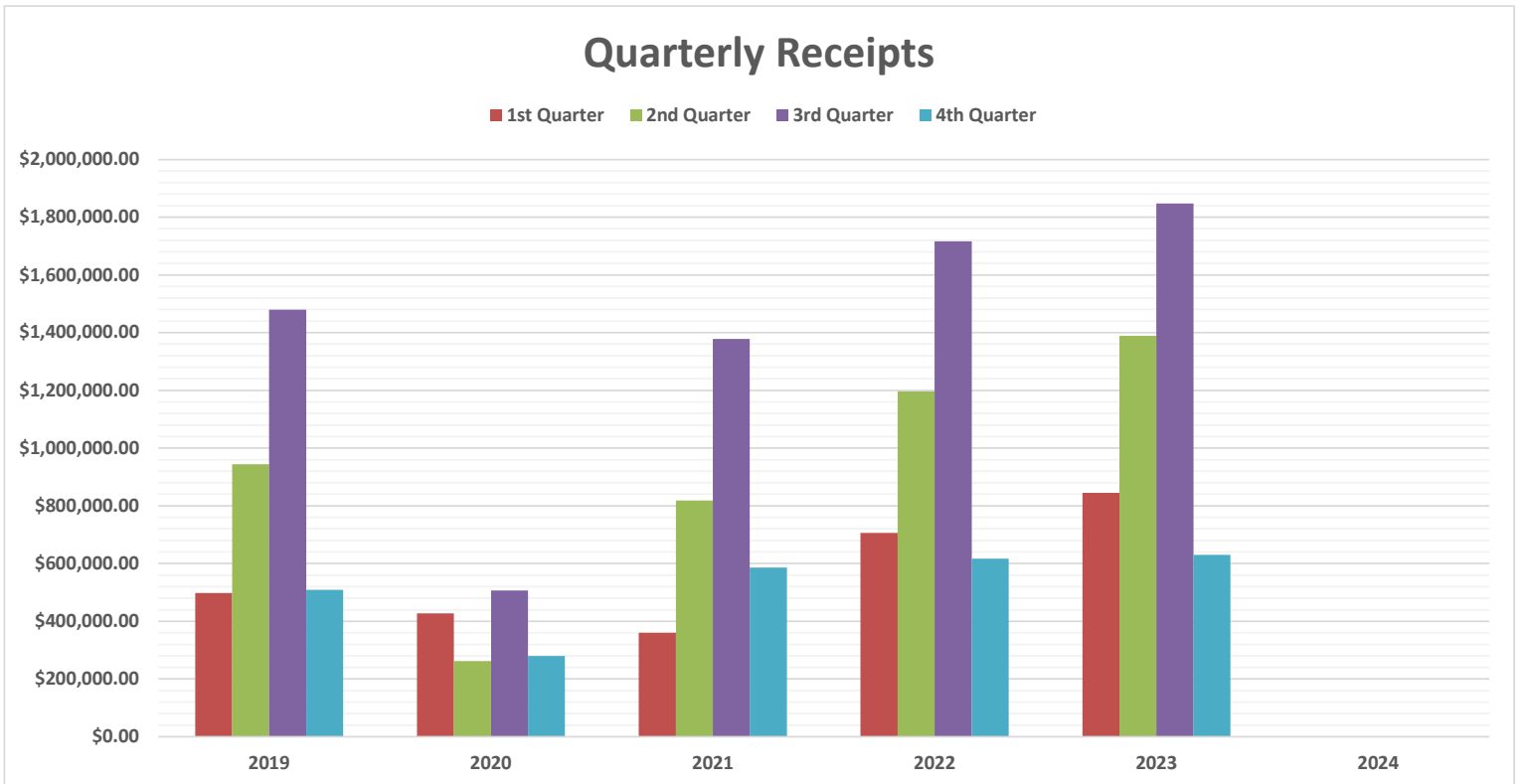
City of Fairbanks

Room Rental Sales Tax Collections

Month	2019	2020	2021	2022	2023	2024
January	\$122,260.38	\$143,801.14	\$88,830.37	\$155,620.10	\$195,075.27	\$193,176.41
February	\$160,268.71	\$166,007.67	\$103,164.68	\$217,369.91	\$232,628.03	\$310,197.79
March	\$215,535.28	\$117,493.23	\$168,191.74	\$333,541.09	\$417,386.72	
April	\$127,038.34	\$51,762.37	\$154,560.24	\$254,991.57	\$241,775.52	
May	\$289,619.12	\$70,485.77	\$291,977.09	\$374,238.97	\$520,185.54	
June	\$527,360.21	\$140,307.73	\$371,780.00	\$566,573.60	\$626,803.88	
July	\$579,693.57	\$175,373.58	\$469,168.80	\$644,453.74	\$603,336.72	
August	\$581,466.16	\$184,527.54	\$547,775.43	\$653,548.90	\$775,425.19	
September	\$318,056.93	\$147,201.55	\$360,913.80	\$418,199.34	\$468,773.94	
October	\$219,479.34	\$107,593.57	\$199,297.72	\$218,671.61	\$247,619.93	
November	\$139,083.56	\$84,371.83	\$175,512.72	\$192,385.61	\$177,710.16	
December	\$150,920.87	\$87,818.35	\$211,261.80	\$205,596.69	\$204,568.60	
Total	\$3,430,782.47	\$1,476,744.33	\$3,142,434.39	\$4,235,191.13	\$4,711,289.50	\$503,374.20

Quarter	2019	2020	2021	2022	2023	2024
1st Quarter	\$498,064.37	\$427,302.04	\$360,186.79	\$706,531.10	\$845,090.02	
2nd Quarter	\$944,017.67	\$262,555.87	\$818,317.33	\$1,195,804.14	\$1,388,764.94	
3rd Quarter	\$1,479,216.66	\$507,102.67	\$1,377,858.03	\$1,716,201.98	\$1,847,535.85	
4th Quarter	\$509,483.77	\$279,783.75	\$586,072.24	\$616,653.91	\$629,898.69	
Total	\$3,430,782.47	\$1,476,744.33	\$3,142,434.39	\$4,235,191.13	\$4,711,289.50	

Annual	2019	2020	2021	2022	2023	2024
YoY % Change	1.49%	-56.96%	112.79%	34.77%	11.24%	



PLEASE NOTE: Monthly amounts may change due to late or amended filings

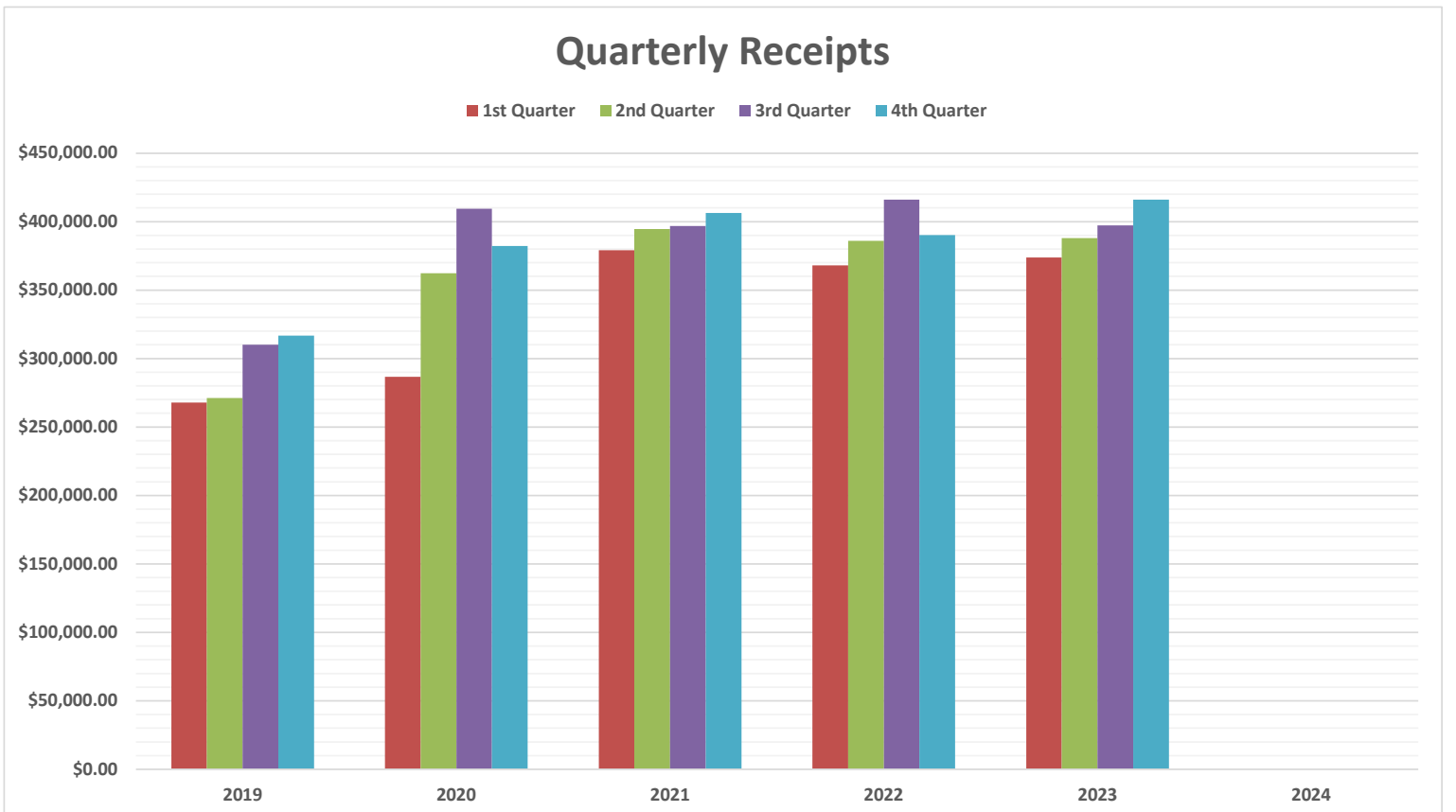
City of Fairbanks

Marijuana Sales Tax Collections

Month	2019	2020	2021	2022	2023	2024
January	\$88,314.23	\$91,992.06	\$128,687.98	\$126,859.00	\$123,773.62	\$124,397.97
February	\$84,991.33	\$88,630.70	\$111,099.26	\$107,574.05	\$116,110.95	\$120,772.69
March	\$94,441.23	\$105,988.83	\$139,350.54	\$133,652.11	\$133,913.34	
April	\$87,174.45	\$111,350.01	\$135,606.47	\$130,551.48	\$126,715.54	
May	\$92,068.87	\$122,950.36	\$127,520.43	\$128,501.46	\$128,265.82	
June	\$91,834.89	\$127,915.75	\$131,381.05	\$126,916.93	\$132,940.27	
July	\$102,254.79	\$147,700.13	\$135,661.87	\$133,842.62	\$128,988.31	
August	\$110,205.42	\$135,267.72	\$134,093.61	\$137,757.87	\$136,357.12	
September	\$97,614.14	\$126,426.69	\$127,008.80	\$144,528.91	\$131,894.42	
October	\$113,535.48	\$126,353.44	\$130,868.69	\$129,949.98	\$140,347.50	
November	\$100,528.33	\$118,256.49	\$132,751.02	\$129,269.90	\$132,904.98	
December	\$102,572.48	\$137,524.18	\$142,701.10	\$130,987.41	\$142,740.39	
Total	\$1,165,535.64	\$1,440,356.36	\$1,576,730.82	\$1,560,391.72	\$1,574,952.26	\$245,170.66

Quarter	2019	2020	2021	2022	2023	2024
1st Quarter	\$267,746.79	\$286,611.59	\$379,137.78	\$368,085.16	\$373,797.91	
2nd Quarter	\$271,078.21	\$362,216.12	\$394,507.95	\$385,969.87	\$387,921.63	
3rd Quarter	\$310,074.35	\$409,394.54	\$396,764.28	\$416,129.40	\$397,239.85	
4th Quarter	\$316,636.29	\$382,134.11	\$406,320.81	\$390,207.29	\$415,992.87	
Total	\$1,165,535.64	\$1,440,356.36	\$1,576,730.82	\$1,560,391.72	\$1,574,952.26	

Annual	2019	2020	2021	2022	2023	2024
YoY % Change	17.80%	23.58%	9.47%	-1.04%	0.93%	



PLEASE NOTE: Monthly amounts may change due to late or amended filings

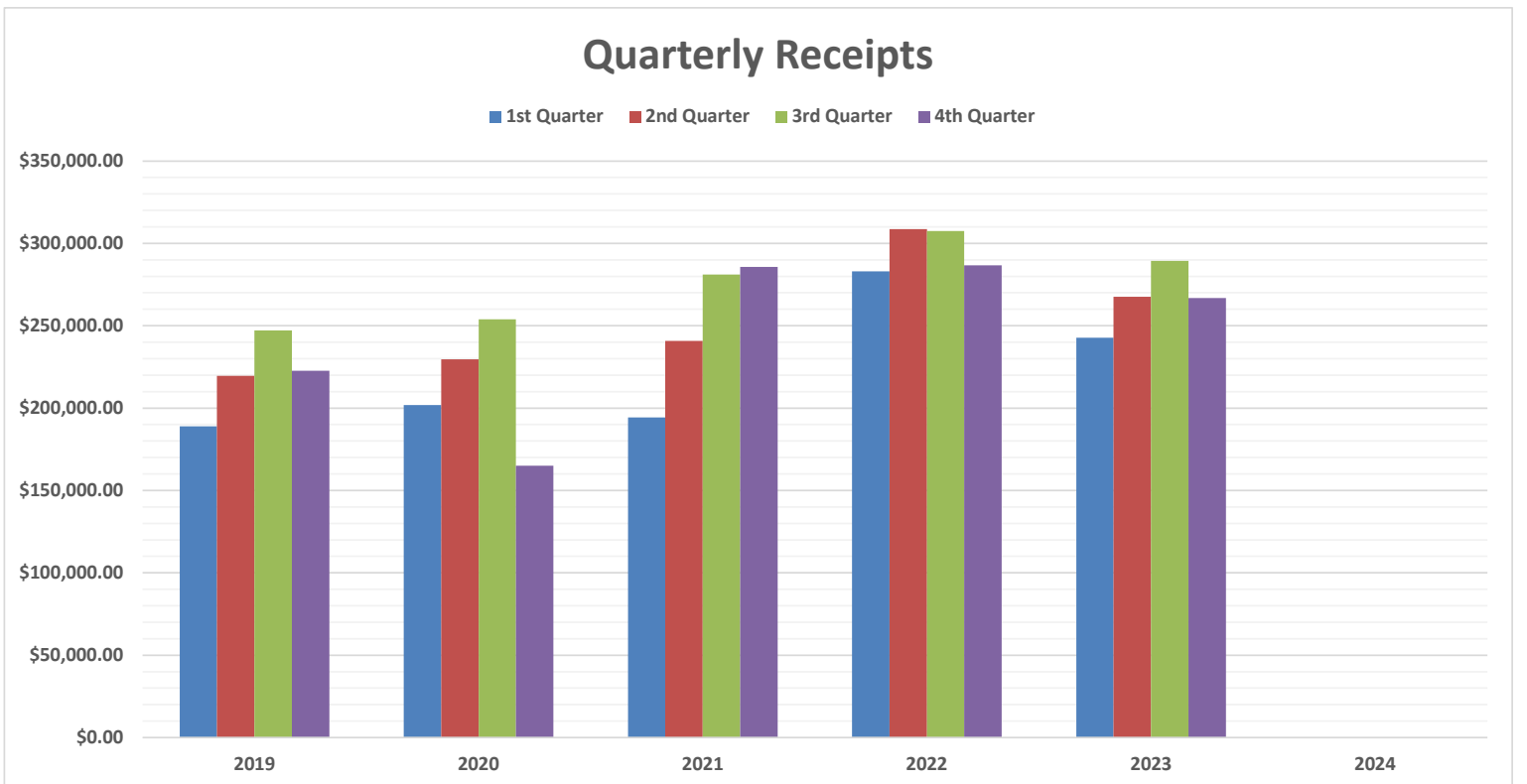
City of Fairbanks

Tobacco Excise Tax Collections

Month	2019	2020	2021	2022	2023	2024
January	\$64,600.82	\$64,785.48	\$69,351.07	\$101,488.60	\$84,325.80	\$202,451.44
February	\$59,828.48	\$64,611.40	\$55,140.52	\$78,737.26	\$72,170.83	\$189,622.14
March	\$64,566.10	\$72,532.22	\$69,782.83	\$102,778.30	\$86,180.93	
April	\$69,475.60	\$64,820.87	\$70,381.52	\$96,427.12	\$74,901.26	
May	\$74,479.09	\$70,754.50	\$72,919.70	\$104,667.64	\$92,449.32	
June	\$75,570.22	\$94,046.88	\$97,385.09	\$107,460.87	\$100,168.55	
July	\$92,908.37	\$86,204.20	\$90,845.68	\$92,060.87	\$92,882.36	
August	\$75,149.56	\$80,137.88	\$99,857.68	\$114,736.97	\$101,771.83	
September	\$79,088.58	\$87,466.48	\$90,291.84	\$100,699.72	\$94,644.32	
October	\$76,277.49	\$63,475.79	\$87,264.04	\$93,444.30	\$89,380.68	
November	\$63,603.72	\$65,579.28	\$101,579.06	\$86,562.90	\$81,538.05	
December	\$82,762.13	\$35,966.09	\$96,829.72	\$106,638.52	\$95,809.24	
Total	\$878,310.16	\$850,381.07	\$1,001,628.75	\$1,185,703.07	\$1,066,223.17	\$392,073.58

Quarter	2019	2020	2021	2022	2023	2024
1st Quarter	\$188,995.40	\$201,929.10	\$194,274.42	\$283,004.16	\$242,677.56	
2nd Quarter	\$219,524.91	\$229,622.25	\$240,686.31	\$308,555.63	\$267,519.13	
3rd Quarter	\$247,146.51	\$253,808.56	\$280,995.20	\$307,497.56	\$289,298.51	
4th Quarter	\$222,643.34	\$165,021.16	\$285,672.82	\$286,645.72	\$266,727.97	
Total	\$878,310.16	\$850,381.07	\$1,001,628.75	\$1,185,703.07	\$1,066,223.17	

Annual	2019	2020	2021	2022	2023	2024
YoY % Change	8.30%	-3.18%	17.79%	18.38%	-10.08%	



PLEASE NOTE: Monthly amounts may change due to late or amended filings

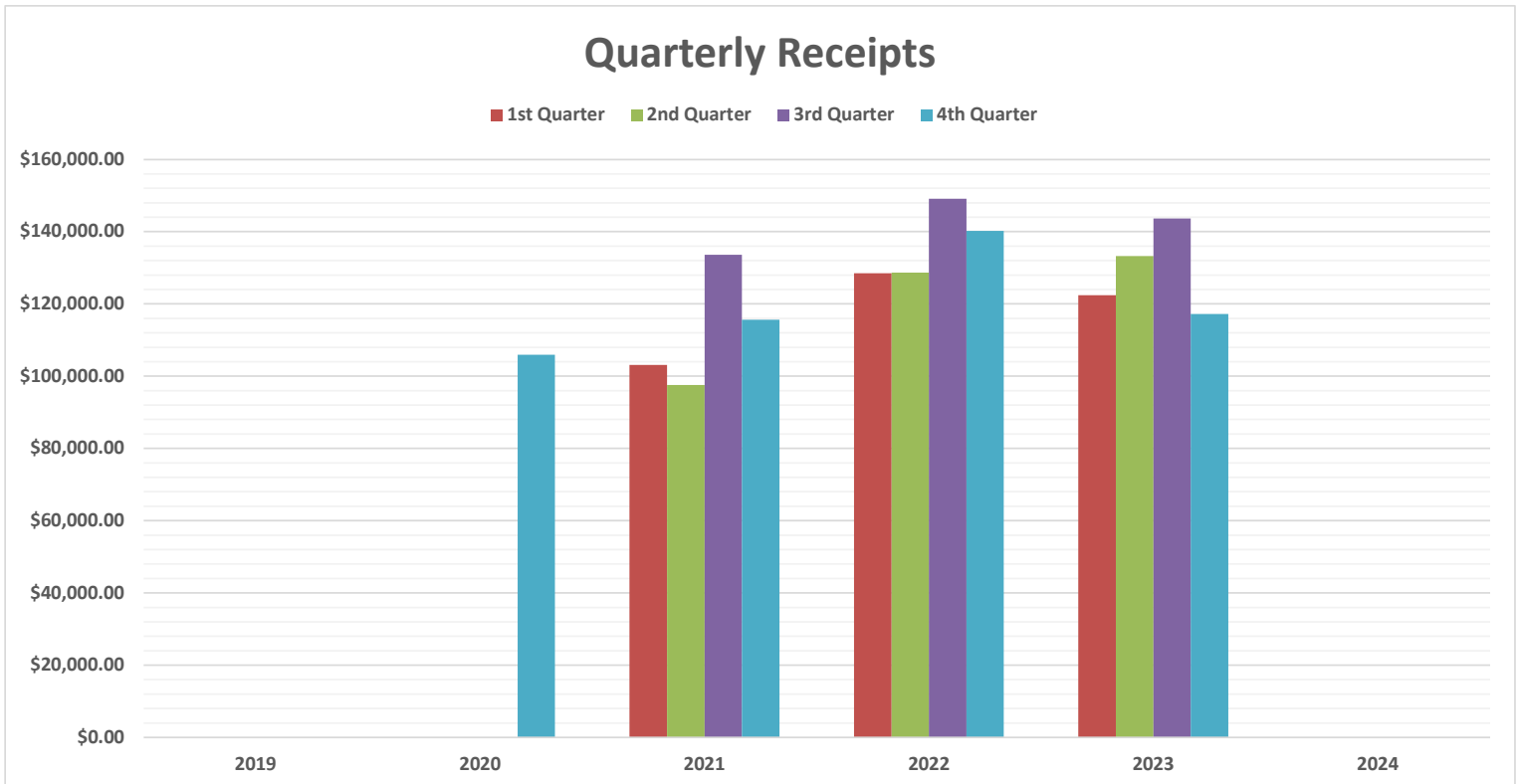
City of Fairbanks

Gasoline Excise Tax Collections

Month	2019	2020	2021	2022	2023	2024
January			\$30,247.79	\$35,878.08	\$39,470.16	\$49,212.32
February			\$29,689.87	\$43,570.60	\$44,814.77	\$42,654.49
March			\$43,181.43	\$49,019.02	\$38,167.82	
April			\$32,492.47	\$43,635.39	\$44,742.06	
May			\$31,108.68	\$39,944.02	\$43,913.97	
June			\$33,981.17	\$45,064.07	\$44,565.39	
July			\$41,806.63	\$47,589.26	\$51,781.84	
August			\$46,131.75	\$48,770.17	\$52,469.78	
September			\$45,624.50	\$52,736.30	\$39,417.10	
October		\$48,681.29	\$37,766.83	\$51,613.65	\$36,733.04	
November		\$27,066.79	\$34,738.70	\$48,724.65	\$40,736.61	
December		\$30,225.28	\$43,108.46	\$39,875.99	\$39,697.05	
Total	\$0.00	\$105,973.36	\$449,878.28	\$546,421.20	\$516,509.59	\$91,866.81

Quarter	2019	2020	2021	2022	2023	2024
1st Quarter			\$103,119.09	\$128,467.70	\$122,452.75	
2nd Quarter			\$97,582.32	\$128,643.48	\$133,221.42	
3rd Quarter			\$133,562.88	\$149,095.73	\$143,668.72	
4th Quarter		\$105,973.36	\$115,613.99	\$140,214.29	\$117,166.70	
Total	\$0.00	\$105,973.36	\$449,878.28	\$546,421.20	\$516,509.59	

Annual	2019	2020	2021	2022	2023	2024
YoY % Change			324.52%	21.46%	-5.47%	



PLEASE NOTE: Monthly amounts may change due to late or amended filings