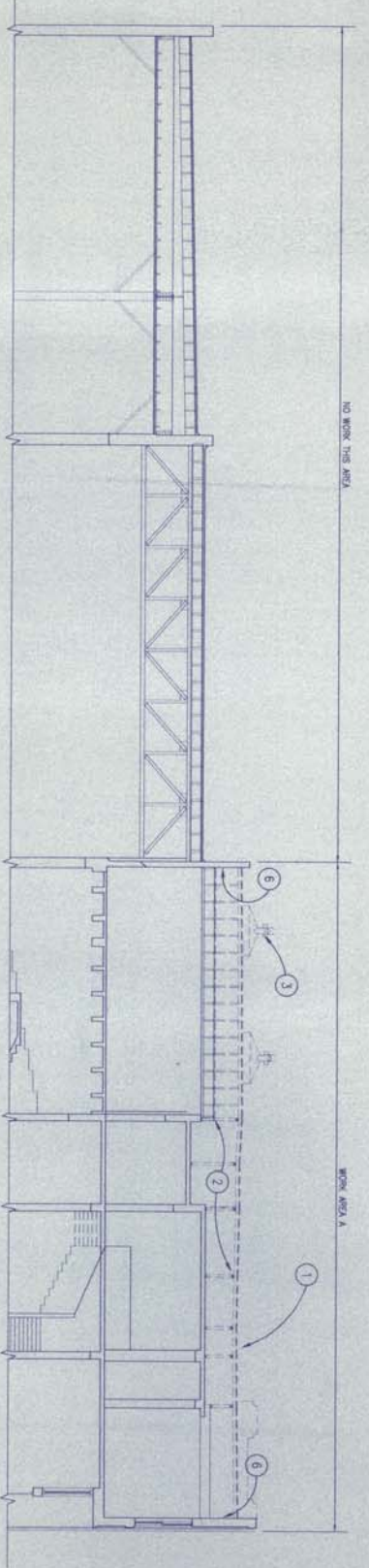
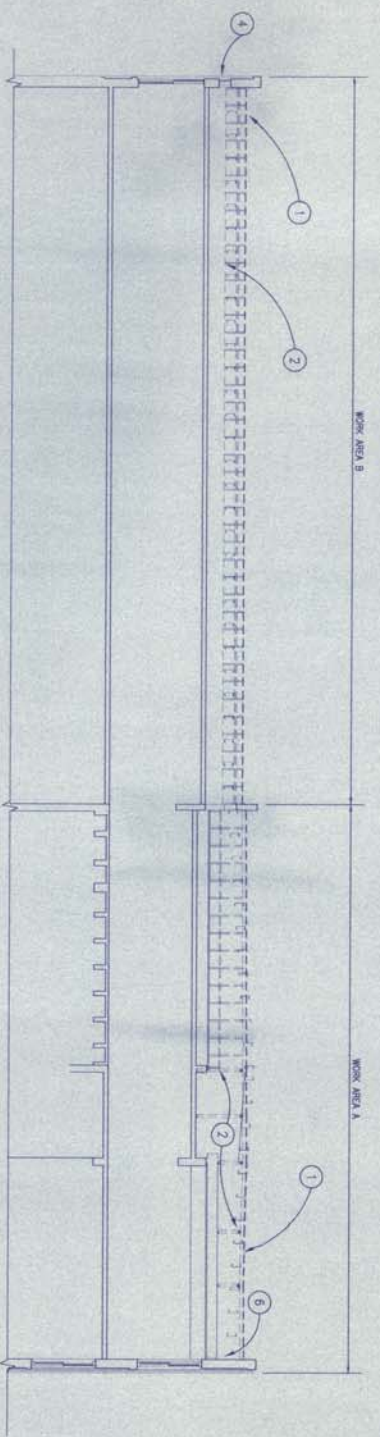


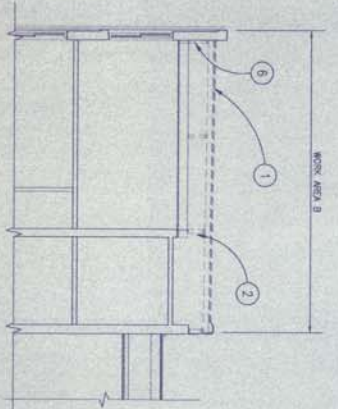
A DEMOLITION BUILDING SECTION
1/8" = 1'-0"




B DEMOLITION BUILDING SECTION
1/8" = 1'-0"



C DEMOLITION BUILDING SECTION
1/8" = 1'-0"



D DEMOLITION BUILDING SECTION
1/8" = 1'-0"

LEGEND:
 INDICATES EXISTING MATERIALS TO BE REMOVED.

- KEYED NOTES:**
- 1 REMOVE EXISTING ROOFING AND FLASHING.
 - 2 REMOVE EXISTING ROOF STRUCTURE DOWN TO CEILING JOISTS AND CONCRETE ATTIC FLOOR.
 - 3 REMOVE EXISTING MECHANICAL EQUIPMENT. SEE MECHANICAL.
 - 4 REMOVE PLYWOOD AND WOOD FRAME FROM OPENING THROUGH EXTERIOR WALL.
 - 5 REMOVE EXISTING WINDOW SASH.
 - 6 DEMO EXISTING WOOD FORMWORK ON INTERIOR FACE OF CONCRETE WALLS.



GDM inc.
 ARCHITECTURE • PLANNING • ENGINEERING

FAIRBANKS CITY HALL
 ROOF AND WINDOWS
 REPLACEMENT

ROOF PROJECT
 DEMOLITION
 BUILDING SECTIONS